

Moorside High School: Department of Art and Design

A sample portfolio.



BEE TILES

Acrylic

Charcoal

Next I did a charcoal/soft pastel beetle. I love working in charcoal especially when just using the grey scale as it adds a sense of mystery and depth to the piece. Whilst using it on the beetle it was hard to maintain within the already drawn outline, and it was also difficult to maintain the vibrance of the colour of the soft pastel. Although working with charcoal adds depth it can be quite messy so I would not use charcoal in a single media detailed piece, but would work amazing with a mixed media piece or gypsocalc. I think this study is a good example of a charcoal study but doesn't show my full capability of using charcoal.

When doing this acrylic beetle, I found the media hard to work with and difficult to achieve the detail and depth contained within the beetle. I found the end result better than expected but I feel that I could have achieved a much better standard if working in a different material. Furthermore, I also think that acrylic is a great media to work in but I think my comfort zone is elsewhere. To create the finer details with acrylic I used the other end of the and used a dabbing technique, I think that it was technique took too long and not my preferred technique to use when using acrylic. Also, when using acrylic I prefer working on a much larger scale and work more on the depth of the piece. All in all, I found working with acrylic okay but is something that I want to build my confidence in using.



Pencil

Additionally I proceeded to do a pencil study beetle. This is my favourite study to work on. For this beetle I used a 9B pencil and proceeded to paper shade. To get an idea of what I was doing I used a 9B pencil but did not proceed to blend it. To add the white highlights I used a Tip-Ex pen as it was easier to achieve this with a pencil or a rubber and get the same effect on the piece as a whole. I like working with this media especially when using it on a large or small scale and media pieces or small detailed pieces of which light and dark tones are used to create a sense of depth and texture. It's really easy on using graphite.

Oil Pastel

After the acrylic beetle I moved on to doing a oil pastel study. This media is quick to work with and is easier to create a reflective shade range and good media is that it is hard to get the smaller details into the beetle, which I thought my confidence of using oil pastel has grown intensely and I will be definitely be using it again in future pieces. Additionally, I will be easy to build and blend colours. With oil pastels you cannot rub out and it you wish to do the outline of your piece in pencil then it will seek through the pastels and take away the focus and the richness of the piece.



ARTIST RESEARCH

Louis Icart was a french artist and was born in 1890, Toulouse, France and died the 30th December 1950. He was considered to be a major figure for his art almost immediately. Throughout Icart's art and creative career he was portrayed as an amiable or amiable, but often imbedded in a sense of humor. His work also has a hidden meaning behind each acrylic, watercolor, pencil, and printing. All of which working with the pencil and his interest with fashion pastels. I can find some time a base for his studies.



Nina Warm... and surface... working bet... Netherlands... degree at Ar... the Arts In Ar... studied at L'In... Mode In Paris... fashion design... received much... for a vast amou... companies

His work relates to the current topic of beetles bugs and butterflies as the vivid colours match the vibrant colours on the butterfly. Focusing on his yellow series of work each piece has a reflection of the beauty and mystery of nature. Whilst showing the inner beauty of nature it has a under emotion and meaning to each piece.

work. His media choses. Colour emotional meaning. Everything... I would go so far to say he is my... to research during the art GCSE... like to take is views on using... media choices whilst keeping the... al aspect to the art. Furthermore... ry my interpretations throughout... me and maintain the thought of my... derline meaning.



His work often has a haunting mood and expression and within the work he experiments and explores different emotions and expressions. His work is often influenced by graphic design and fashion. Each piece has a different meaning behind it creating a different overall mood.



Furthermore, I really like the colour scheme of her work, and how it is black and white or black white with a pop of colour or all colour. These schemes are something I would like to take to my future work. Additionally, I would like to take the care and depth of all her work and put it into mine. This is greatly shown in her work through the depth and intricacy of her pieces. I also, like the range of medias and experiences she uses and portrays through her work.

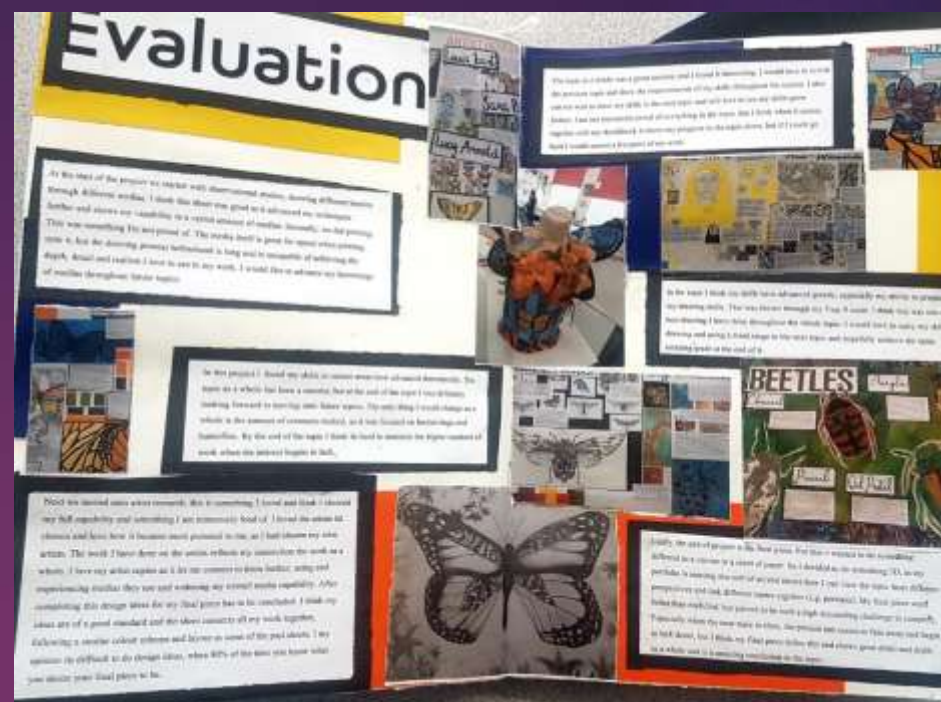
In her work she explores and combines a range of techniques (such as: illustration, painting, photography, and collage) to create original visuals with a personal and creative touch. Additionally, her work can be applied to create various visual purposes, anywhere from printed textile or paper to a surface. This is something I love about her work, the fact it is versatile whilst...

If there is anything to take from Nina, it is that its good to maintain a high quality of depth and detail in any work you do. It is also important to make you work versatile to your desires and in some cases the clients. Lastly, making sure your work has a high quality and some meaning behind it and always experiment wherever...

Final Piece







Selected pages from the sketch pad that support this unit of study.

Biro



Although I already did five media studies I decided to proceed and do a sixth. This media study was in biro, a material of which I'm not used to using but enjoy doing so. I like biro as it creates an abstract feel to a piece whilst keeping it basic. I also like how it can be used for realistic pieces and used to create an effective shade range. A large disadvantage of biro is that you are unable to rub out so your initial pressure on the pen contributes a lot to the result, so you have to be confident with your lines and work them in with each other leaving the highlights in the piece. I think my end result was good as I have little experience with biro and it represented the beetle which was difficult to achieve but looked great once accomplished. Biro is something I would like use more often and gain confidence and skill in the media, of which I think I am lacking.



The final piece was cast of a mannequin and embellished with butterflies, flower and wings linking to the theme of the topic. The student wished to include this initial topic in his final presentation as it offered a three dimensional outcome and thus demonstrated another facet of his work





different ways. Firstly, the given suitable for the given topic, but that other artists work would be my own. By doing this mind I explore all the possible themes in art that appeals to me and find great to interpret and use.

One of the first paths to take surrounding, this may look in personal surroundings. Add the surroundings path it would around the world at different surroundings. This is another topic that may be looked into surrounded by something as through my work and gives perspective.

Secondly, different types of at under Habitats. For example are totally different types expressed through colour throughout, showing how surroundings and can be perspectives. This may be my work, showing how achieving a realistic per

er way to approach the topic of Habitats is issues around the world. These may include animal abuse, pollution, poaching, poverty, and animal captivity. This is viewing Habitats in a totally different showing the harsh reality for some animals and people. This may be expressed through dark in a vast scale, suggesting the darkness and the reality of the issues. Poverty is also a growing and by using infants in this it suggests how it effects the innocent and those who don't deserve to portray the path of Issues infant animals may be used to show how pollution effects them and emotion meaning behind my work.

Lastly, I began to look into possible artists I may research. Some of these include: Lucy Arnold, Sonny, Vince Low, and Richard Symonds. I briefly looked at their work and began to analyse how their work, medias, and message they portray can relate back to my own work. These artists use a range of medias between them, and would love to research them further and look at their styles and how their work relates back to Habitats. Furthermore, how I can use their work to help me reach my final piece.

The Taiga



The Tundra



The Tundra is a beautiful habitat to study, it would allow me to explore a vast range of different objects within a piece and also make me to create a natural piece which is really a masterpiece. A large woodland with this habitat is that the animals contained within it I see as quite wild, and lacking the variety that other habitats would allow me to explore. My favorite thing about this habitat is that it would create a natural scene where, I don't think I will be exploring this habitat as a tundra that is a landscape of a colour scheme becomes nothing more than a flat expanse. On the other hand, it would be great for advancing my skills in nature and would also be great for exploring different animals that could be used to make work. I can not see this habitat advancing my work in an overall final piece, I can definitely see it being used to explore this as a whole and the overall vast beauty of the continent.

The Taiga is a beautiful habitat to study, it would allow me to explore a vast range of different objects within a piece and also make me to create a natural piece which is really a masterpiece. A large woodland with this habitat is that the animals contained within it I see as quite wild, and lacking the variety that other habitats would allow me to explore. My favorite thing about this habitat is that it would create a natural scene where, I don't think I will be exploring this habitat as a tundra that is a landscape of a colour scheme becomes nothing more than a flat expanse. On the other hand, it would be great for advancing my skills in nature and would also be great for exploring different animals that could be used to make work. I can not see this habitat advancing my work in an overall final piece, I can definitely see it being used to explore this as a whole and the overall vast beauty of the continent.

The Oriental Reg



The oriental region is probably the most fascinating habitat of them all, in the most vibrant, vast, and includes the most interesting habitat of them all, in the use of colour. This will show me to experiment with the scale of my work and also the further, furthermore, I can see the final outcome being more subtle to the animals that are contained within the oriental region, are interesting and will lead me to an advanced final piece. I additionally think that this will lead my high quality work focus and finish. The oriental region allows me to explore the widest range of possible outlooks on the topic of habitats, maintaining a beautiful underworld which life beneath those who fly high. All surrounded by colour and detail, which I would love to explore through pencil as it would allow me to achieve greater detail. Whilst doing this, I would explore a range of medias that allow me to get the detail and depth I want.

Throughout the oriental region the vibrancy of which is captured through the birds, birds, fish, and even some other animals, I would love to show this through my work and further, exploring different animals and a vast amount of media. This habitat would allow me to do this more than any other, as it already allows me to explore this habitat because it is so vast, I would like to explore this through the scale of work, and the use of colour. It also contains the use of natural colours and the vivid colours and shape shapes that some of the animals and plants possess.

The Palearctic Region



The Steppes



The Steppes is probably one of the most beautiful habitats that I have questioned studying it. Throughout the habitats the colours seem to be very dull and don't change through all of the habitat, from through this habitat is not and would be great for experimenting with scale and texture, I think I don't give me the variety that something like in oriental region would allow me to explore and develop on. The animals within the steppes are quite boring as well, I feel that they may contain my capabilities and also my choices of media, I feel that I will enjoy the vastness of this habitat and how I may present that in my own work. Lastly, I think that there is no meaning behind this habitat, and it is a vast piece of land, I would like to explore a habitat which is busy and explores colour and a variety of animals which live there (also may explore anthropology) something the steppes restrict me on.

The Palearctic region is the most boring out of them all, it lacks the variety of animals that the oriental region has more on, it is very dull and doesn't change through all of the habitat, from through this habitat is not and would be great for experimenting with scale and texture, I think I don't give me the variety that something like in oriental region would allow me to explore and develop on. The animals within the steppes are quite boring as well, I feel that they may contain my capabilities and also my choices of media, I feel that I will enjoy the vastness of this habitat and how I may present that in my own work. Lastly, I think that there is no meaning behind this habitat, and it is a vast piece of land, I would like to explore a habitat which is busy and explores colour and a variety of animals which live there (also may explore anthropology) something the steppes restrict me on.



RUTH DANIELS IS AN ARTIST WHICH CAPTURES THE ENERGY OF THE TROPICS IN HER INK AND WATERCOLOUR PAINTINGS; SHE DEPICTS PATTERNS OF COMPLIMENTARY NATURAL FORMS AND COLOURS TO CREATE THE JUNGLE-LIKE QUALITY OF TROPICAL RAINFOREST ENVIRONMENTS. THIS IS SOMETHING THAT I WOULDN'T WANT TO ADVANCE ON INTO THE MAIN FOCUS FOR MY FINAL PIECE BUT TO FRAME IT AS I HAVE WITH MY OTHER SHEETS IS DEFINITELY SOMETHING I WOULD LOVE TO LOOK INTO.



SHE USES MEDIUM SUCH AS WATERCOLOUR AND INK AS IT ALLOWS HER TO CAPTURE THE VIVID COLOURS THAT THE TROPICAL ENVIRONMENT PRESENT HER WITH. I WOULD LOVE TO ADVANCE MY SKILLS WITHIN THESE MEDIUMS AS I RARELY USE THEM AND AREN'T REALLY FOND OF USING THEM AS I FEEL THE CONTROL I HAVE OVER A PENCIL LACKS WITH THESE MEDIUMS. THROUGHOUT HER STUDIES SHE HAS TRAVELLED TO SEVERAL LOCATIONS TO ACHIEVE THE REALISM AND THE VIVID COLOURS THROUGHOUT HER WORK. I THINK OVERALL HER WORK IS EXTREMELY PRETTY BUT WOULDN'T JUSTIFY FOR ME TO USE IT AS A CENTRAL FOCUS FOR MY FINAL PIECE, BUT WOULD BE AMAZING TO FRAME IT IN SUCH BRIGHT COLOURS WHILST ALSO VARYING MY MEDIA RANGE THROUGH THE TOPIC.

Ruth Daniels

DINA APPEL IS A CALIFORNIAN ARTIST WHICH HAS AN OUTSTANDING CONNECTION WITH ANIMALS AND PORTRAYS THIS THROUGH HER ART. SHE LOVES TO USE A RANGE OF MEDIUMS SUCH AS ACRYLIC AND OIL PAINT, COLLAGE AND EVEN OIL PASTEL. SHE ALSO PORTRAYS HER PASSION FOR ANIMALS THROUGH HER VEGAN LIFESTYLE. THIS EMOTION SHOWN THROUGH EACH PIECE SHE DOES, AND EVEN THOUGH I AM NOT VEGAN OR VEGETARIAN THE EMOTION ACHIEVED IS SOMETHING I WOULD LOVE TO HAVE IN MY OWN.

Dina Appel



ADDITIONALLY, SHE DOESN'T USE JUST A BRUSH SHE MESSES AROUND WITH PALLET KNIVES TO CREATE ANOTHER SURFACE THAT ADDS A WHOLE OTHER DIMENSION TO HER WORK. I WOULD ALSO LIKE TO EXPERIMENT WITH MEDIA'S AND SCALE THROUGHOUT MY WORK TO SEE WHAT GIVES THE BEST EFFECT FOR MY DESIRED OUTLOOK ON MY ARTWORK.

OVERALL, SHE USES HER ARTISTIC ABILITIES TO HELP ANIMALS AND HELP PEOPLE TO UNDERSTAND AND HAVE EMPATHY FOR THE NON-HUMAN ANIMALS THAT SHARE OUR WORLD. THIS ISN'T MY DESIRED PURPOSE OF MY WORK BUT THE EMOTIONS AND THE DEDICATION IS THERE, AND THAT IS SOMETHING I WOULD LOVE TO SHOW THROUGHOUT THIS TOPIC. LASTLY, I LOVE HOW SHE USES PAINT AND COLLAGE IN A DIFFERENT WAY AND COMBINE THEM TO PORTRAY A MESSAGE AND HAVE HER DESIRED EFFECT. THIS SHOWS HER COMPLETE CONTROL SHE HAS OVER HER CREATIVE DECISIONS AND HOW SHE KNOWS HOW HER DECISIONS WILL IMPACT HER WORK AND GIVE IT THE BEST EFFECT AND THIS IS SOMETHING I THINK I HAVE BEEN LACKING IN MY WORK SO FAR.

Richard Symonds



RICHARD SYMONDS IS AN ENGLISH ARTIST WHO CAPTURES THE ESSENCE OF WILD ANIMALS IN THEIR NATURAL HABITAT. HE SPECIALISES IN DRY MEDIUM (GRAPHITE AND CHARCOAL), AND THIS ALLOWS HIM TO CAPTURE THE REALISM THROUGHOUT HIS ART. I LOVE HIS WORK AND HE IS PROBABLY ONE OF THE ARTISTS I CAN MOST RELATE TO, HE LOVES TO TRAVEL AND SEE THE ANIMALS IN THEIR NATURAL HABITAT AND THIS IS SHOWN THROUGH HIS WORK. I THINK SEEING THEM IN PERSON ALLOWS HIS EMOTIONS AND THE OVERALL REALISM IN THE WORK TO ADVANCE AND HE HAS SEEN IT FOR HIMSELF.

FURTHERMORE, THE MEDIUM HE WORKS IN IS PROBABLY MY STRONGEST MEDIUM AND TOTALLY AGREE THAT REALISM IS MUCH EASIER TO CAPTURE WITH USING PENCIL AND TONAL RANGE. ALSO, I LOVE HOW HE VARIES THE SCALE OF HIS WORK, I THINK THIS EMPHASISES THE VASTNESS OF SOME OF THE ANIMALS AND THEIR HABITATS. HE USES A RANGE OF MEDIA BUT HIS MOST FASCINATING WORK IS IN PENCIL AND OTHER DRY MEDIUMS, BUT HIS PAINTING ARE ALSO OUTSTANDING. MOST IMPORTANTLY, THE BEAUTIFUL, FASCINATING AND ALWAYS INDIVIDUAL QUALITIES OF ANIMALS ARE REMARKABLY AND SENSITIVELY CAPTURED BY RICHARD IN HIS EXPRESSIVE WORK AND THIS IS THE MESSAGE I WOULD LOVE TO TAKE AWAY FROM STUDYING RICHARD AND HIS WORK.



Eric Wilson

ERIC WILSON IS ONE OF BRITAIN'S LEADING WILDLIFE ARTISTS, AND CAPTURES WILDLIFE THROUGH OUTSTANDING HYPER-REALISTIC PAINTINGS. HE USES A RANGE OF MEDIUMS FROM PASTELS TO ACRYLIC AND OIL PASTEL. THIS IS A SKILL I WOULD LOVE TO HAVE, HAVING THE ABILITY TO CREATE REALISTIC PIECES IN A RANGE OF MEDIA AND NOT JUST HOLDING ALL MY STRENGTHS USING PENCIL AND TONAL DRAWINGS. HE ALSO EXPERIMENTS WITH DIFFERENT COLOUR SCHEMES, BACKGROUNDS AND OVERALL EFFECTS OF HIS ART.

SOME OF HIS BEST WORK IS WITHIN HIS BIGGEST COLLECTION OF THE STUDY OF THE TIGER WHERE HE EXPLORES THEIR POSSIBLE HABITATS AND ALSO HOW THEY ARE POSITIONED THROUGHOUT HIS WORK. BY EXPERIMENTING WITH THIS IT ALLOWS HIM TO CREATE THIS SENSE OF MOVEMENT, PERSONALLY THIS IS SOMETHING I DO NOT WISH TO ACHIEVE THROUGHOUT THIS TOPIC BUT HOW HE CREATES REALISM AND KEEPS THE EMOTION A TIGER HOLDS THROUGHOUT HIS WORK IS OUTSTANDING. THIS IS SOMETHING I WOULD LOVE TO ADVANCE MY SKILLS ON WITH THE TOPIC OF HABITATS.



Design Ideas

FOR MY FIRST DESIGN IDEA I BEGAN TO EXPERIMENT WITH MEDIUMS AND THE FOCUS OF THE PIECE. I LOVED THE EXPERIMENT I DID WITH ERIC WILSON SO I THOUGHT IT WOULD MAKE A GOOD IDEA. I ALSO LOVED HOW ADVANCED MY PENCIL STUDIES WERE SO I EXPLORED THIS. THROUGHOUT THIS IDEA I ALSO WANTED TO EXPLORE HOW I COULD INCORPORATE THEIR HABITAT. IF I WERE TO PURSUE THIS IDEA I WOULD DO IT ON A 48" PIECE OF CARTRIDGE PAPER, USING ACRYLIC AND WORKING BACK IN WITH FINER MEDIUMS SUCH AS PENCIL AND BALLPENS. FURTHERMORE, I WOULD LOVE TO DO IT ALL IN A MEDIUM SUCH AS PENCIL OR CHARCOAL BUT I THINK DOESN'T SHOW THE VIBRANCY OF THEIR HABITAT. ALSO, I WOULD MAYBE LIKE TO INTERPRET SOME 3D LEAVES USING A DIFFERENT MEDIA. THIS WOULD SHOW MY VARIETY OF SKILLS THAT I HAVE. ON THE OTHER HAND, THAT IT DOESN'T CAPTURE THE BEAUTY THEIR HABITAT HOLDS.

MY SECOND IDEA IS PROBABLY MY FAVOURITE IDEA. I FEEL IT CAPTURES THE DEPTH ON THE ANIMAL ITSELF WHILST ALSO THE VIBRANCY OF ITS HABITAT. FOR THIS I WOULD LOVE TO INCREASE THE SCALE OF THE PIECE. I WILL USE A 20X30CM CANVAS AND ALSO A SOFT WOOD FRAME WHICH WILL CAPTURE SOME OF THE FLOWERS WHICH CAN BE FOUND WITHIN THEIR HABITAT. I THINK THIS IS GOING TO SHOW MY SKILLS AND ALSO SUM UP EVERYTHING I'VE DONE IN THE TOPIC SO FAR. I WOULD USE ACRYLIC AND WORK BACK IN WITH COLOURED PENCIL, AS I WOULD LOVE TO ACHIEVE THE DETAIL AND DEPTH THE ANIMALS AND IT'S HABITAT HOLD. ADDITIONALLY, I THINK THAT IT WOULD ALLOW ME TO EXPLORE SCALE AND DEPTH WHICH I HAVE DONE THROUGHOUT THIS COURSE. LASTLY, I THINK IT WOULD ALLOW ME TO EXPERIMENT WITH COLOUR AND DIFFERENT PAINTING TECHNIQUES TO GET THE BEST EFFECT FROM MY WORK.

FOR MY LAST IDEA, I THOUGHT IT WOULD BE NICE TO EXPERIMENT WITH A VARIETY OF MEDIUMS AND BRING THEM TOGETHER TO FORM ONE. THIS WOULD ALLOW ME TO EXPLORE MY STRENGTHS EVEN FURTHER IN THE MEDIUMS WHILST ALLOWING ME TO USE ONES SUCH AS PENCIL THAT I AM NOT CONFIDENT IN. BUT I THINK IT RESTRICTS ME IN TERMS OF SCALE AND THE OVERALL FLOW OF THE PIECE. IT IS PROBABLY MY LEAST FAVOURITE OF MY IDEAS BUT IF I DID PURSUE THIS AS MY FINAL PIECE I THINK IT WOULD REALLY SHOW MY SKILLS THROUGHOUT THE WHOLE TOPIC BUT MAY LACK THE DEPTH I NEED.



Observations



ANOTHER EXERCISE TO EXPLORE THE CAPABILITIES OF THE CHOSEN ANIMAL (TIGER) IN A DIFFERENT MEDIUM. I DID THE TASK IN MY OWN MEDIUM TO SEE WHERE MY STRONG POINTS WERE AND MY CHOICES WHEN COMING TOWARD A FINAL DECISION. I ALSO BEGAN A MEDIUM STUDY (TIGER) BACK TO THE ORIENTAL REGION) AND I BEGAN TO EXPLORE A DIFFERENT STYLE. THIS IS A FAST WAY TO TEST MY MEDIUMS AND WORK ON REALISM WITH THEM. I WOULD LOVE TO WORK ON THROUGHOUT MY ART PRACTICE. IN PAINTING, I FEEL ALL MY SKILLS LIE WITHIN MYSELF. IN CHARCOAL MEDIUMS AND I WOULD BE ABLE TO WORK ON THE SAME REALISM IN A MEDIA SUCH AS ACRYLIC PAINT.



IN DECIDING ON MY FOCUS POINT OF THE TOPIC HABITATS- OF WHICH WAS ASIA- I BEGAN TO EVALUATE ALL THE POSSIBLE OPTIONS I MAY WANT TO PERUSE WITH MY WORK. AFTER DURING RESEARCH AND EVALUATING MY OPTIONS, I CONCLUDED TO FOCUS ON THE ORIENTAL REGION. THIS ALLOWS TO EXPERIMENT WITH A VARIETY OF MEDIUM AND TECHNIQUES AND ALLOW ME TO HAVE CLEAR VIEWS OF WHERE I WOULD LIKE THE TOPIC TO TAKE ME. I BEGAN TO EXPLORE WHAT ANIMALS LIVE ON MY CHOSEN TOPIC. THIS ALLOWED ME TO THINK OF OPTIONS FOR LATER DURING THE TOPIC WHERE MY FINAL PIECE SHOULD BEGIN TO COME TOGETHER. I FIRST USED PENCIL TO ALLOW ME TO DRAW THE MAIN ANIMAL IN MY HABITAT IN GREAT DEPTH AND DETAIL. I THINK THIS IS ONE OF MY MOST CONFIDENT MEDIUMS AND IS SOMETHING I WOULD LOVE TO CARRY ON THROUGH MY STUDIES.



Ichthyology

~ The Study of fish

For our observations, we went to the Blue Planet Aquarium. Here we looked at the fish in their habitat and saw the colours and the overall vibrancy of them. Even though I observed the fish, it then has opened many more ideas for the current topic of habitats. I love the colours that are portrayed through the fishes habitats and the fish themselves and think it would be a great opportunity for me to experiment with different media's.

I think that water as a habitat or an issue would be study to focus on. If I was going to focus on water, there is many different focus points that I could address. I could focus on the lack of water in areas like Africa, relating back to elephants and tribal life that I would love my work to include. Another view from my trip to Blue Planet Aquarium is that water changes the shape of objects and gives a different perspective on everything. All in all, the trip as a whole was a good day, but would have love to see more animals. Even though there were restricted animals there to see I gathered a lot from the day, making me think of the path I would like to take with the topic of Habitats.

I think my aim of this habitat project is to have meaning behind my work. and I think that fish aren't the place to achieve this. This is why I have made the decision not to focus on fish as much as I am other animals. I think I was to study fish I would go down the route of Japanese Kio fish. When on the trip I focused on the photography side of observations, before concluding with a drawing one of the fish's habitats. I think fish would be great in an exercise of colour or experimenting with reflection and shape.





Sketch Pad Pages





Canvas: 120 cm by 60 cm plus frame.

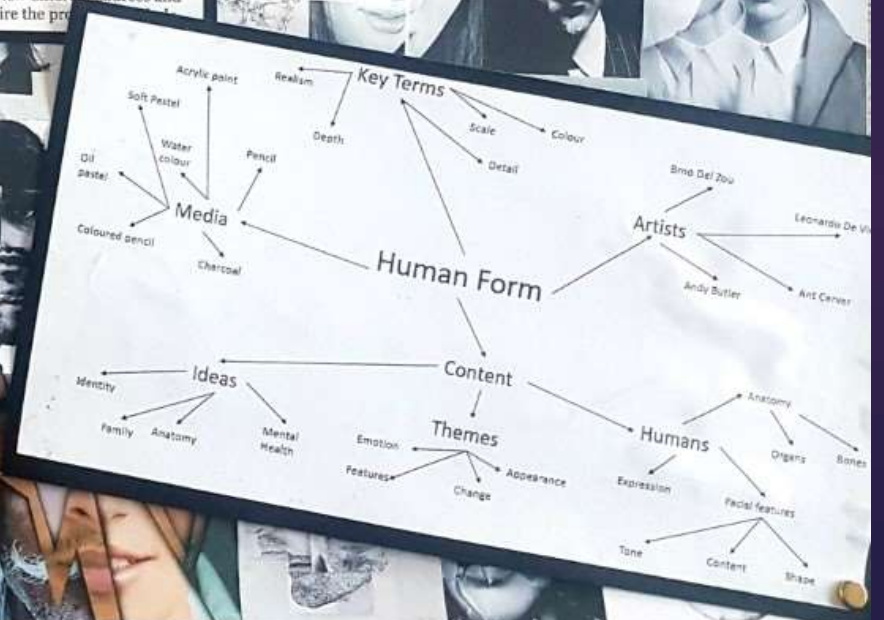
Human Form



I have begun to explore all the possible outlooks of the topic Human Form. I may approach this topic in several different ways. I could begin to explore the human anatomy and our internal form, or explore the emotions of people through their facial features and expressions. I think I am more inclined towards experimenting with photo manipulation and also being able to show my skills through varied mediums. I feel that this topic will allow me to express how my skills have developed throughout the course. I think it's a great opportunity to show my skills in realism and a great chance to explore mediums and scale whilst maintaining great depth.

Furthermore, I think the path I am focused on will cover a lot of the other aspects of the topic. I would love for this to emphasise my progress and also show my passion for this topic. I love this topic as it allows for so many skills to be shown throughout one topic. It is also a topic I have always wanted to do when my skills have progressed. I would say that the topic Human Form can be separated into five main categories. Those being: Anatomy, Portraits, Emotion, Physical, and Mental.

Additionally I gathered and looked at resources of which then stimulate my ideas for the rest of the topic. I think this stage is vital as it allows me to visualise all the paths and visions that I may want to take in the topic. From this it ensures my observations are focused and relevant to my final piece. It also allows me to view different sources and other work to inspire the pro...



For my second stage of observations I began to explore the use of colour in my work. I usually prefer working in tonal range, but I feel this allows me to explore both in great depth. Additionally, throughout my colour observations it has allowed me to focus on points that need to be improved. For example, I have found that getting the realism I can achieve in pencil is so much harder using acrylics or water colour.

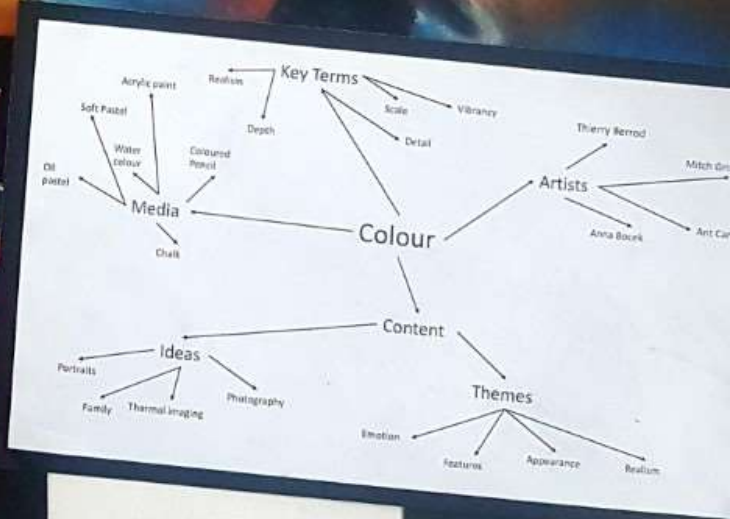
Observations



Overall, I enjoyed doing my coloured observations but feel my skills lie within the tonal medium range. I feel colour can add so much to a piece of art if used properly. In my opinion I think colour and tonal range together can add emphasis to a piece of art, and I love how many uses and meanings colour has within art. I feel that this is something I would love to interpret throughout my work in this topic. I love when colour and they use of it within art means something and has a desired effect when looking at a piece of art.




Furthermore, I explored again possible artist, skills, and mediums that I could research in greater depth during the topic. Through my medium studies I have found what mediums allow the feel and appearance I would like in my work. Oil pastels- I feel these give me freedom and a easy access to a finished piece, but I find it hard to gain the realism in my work as it is one of the expressive mediums. Acrylic- I feel that this is where my confidence and skills need to be improved. Also, I think it allows me the realism I am looking for when you have the right skills. Coloured pencil- I think this is a great medium to use, it can allow great realism but takes great skill and an in depth understanding of your reference (e.g. under tones etc). Water colour- I think this allows vibrancy and goes well with such mediums as ink, but both I find hard to get the finish I want off my work and often find I have to add detail with such as a biro. I would love to be able and improve upon my skills within these mediums, but feel the depth I want for this topic just isn't there.



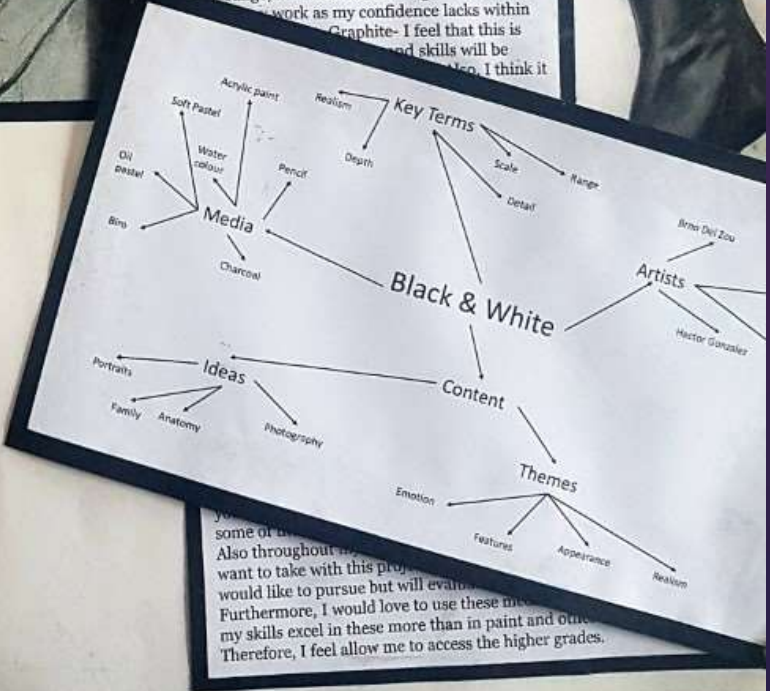
Observations



Furthermore, I explored again possible artist, skills, and mediums that I could research in greater depth during the topic. Through my medium studies I have found what mediums allow the depth I would like in my work. Biro- I feel this gives me freedom and a easy access to an okay tonal range, but I find it hard to gain the realism work as my confidence lacks within Graphite- I feel that this is and skills will be also, I think it



For my first stage of observations I began to explore tonal range and what overall effect it has on my work. Throughout my observations I have explored and discovered the different techniques of which give me the best desired effect. Some of the mediums I began to explore include graphite, charcoal, biro, and oil pastel. I have discovered that by using tonal mediums it allows me to access greater depth within my work. Additionally, I think it is where my confidence in my skills lie. I love using these mediums as I am confident within them and also think that this topic is a great opportunity for me to use these mediums within my final piece.



ANNA BOCEK



Anna Bocek is a Polish artist who loves to experiment with human form and color. Throughout her work she shows how, applying the paint in a multitude of ways adds a different dimension and depth to your work. This is significant within painting portraits as no one is 2D, so depth and expression is key. Furthermore, the way she captures a person's emotions is amazing. This is usually emphasized through the colors or a person's eyes within her work. I would love to take this within my work and have the same message that inspired her, "the most important source of inspiration and spiritual experiences both, as a viewer and an artist." -T. Kantor. I think this is a vital message throughout all art and having that connection through one of my pieces of work with the viewer is essential.



A3



LEONARDO DA VINCI

Leonardo Da Vinci thought that, in a declamatory passage in his notebooks he argues that painting is superior to writing because a powerful or beautiful painting can be understood immediately, while you have to listen to a poem for ages before you can judge it. In other words, Leonardo's view of art is completely compatible with our culture of instant and seductive images. I not only love his message but also his art! I would love to exemplify his message throughout my final topic of this course, "a piece of art can speak a thousand words." Additionally, the actual subject and style of his art is amazing. It can be used to educate on the human anatomy, or be shown how to capture a portrait at the correct angle to have the desired effect on the viewer. Moreover, he believes that not all masterpieces need deep study to bring out their beauty. Art really is quicker to make its impact than a symphony or a play. If I can get this message across in my final piece along with his overall concept, it would show my full artist potential.



A3



SEBASTIAN ERIKSSON

Sebastian Eriksson is a young Swedish artist who conveys his emotions through surrealist expressions, which he accompanies with descriptions of the state of mind that he seeks to explore. Of the photo below he says, "It describes a person with psychological problems such as schizophrenia, insanity, depression or other mental problems. He's an 18-year-old up-and-coming surrealist artist living in Sweden. Not only is his artwork amazing, it's extremely thought-provoking as he adds descriptions of how his pieces relate to his life. I love how his art exemplifies that Growing up can be a challenge, especially in the teenage years. Some people use writing or art as a creative outlet for all the emotions they keep inside. We've all felt like Sebastian, but most of us do not have the talent to draw how we feel. It's fascinating to look into the mind of a teenager through his or her artwork. It's also an honour. In my opinion, art is a expressive way to convey a message or emotion- and he shows this through his impeccable work. Not only do I love his medium choice but also his expression on mental health. If I could achieve this in my work it would be amazing, not only showing my emotions but also others of which have suffered similar.



Final Outcome

For the final outcome of my design ideas, I've decided to go with a large anatomical illustration. In the final piece I'm going to be fragmenting into an individual. All sheets and I've decided together on an A1 sheet with the title 'Flowers of my class'. I think this doesn't only show the links to my past research work in this topic, but everybody can love an especially getting on the inside of things. If I were a choice of my final piece I would say that it is a way that suggests all broken things come together and I think the use of colour the flowers are being depending on my final outcome (which) shows how broken will always show through in my 'broken' situation. Moreover, I think it's such a great end to the course, and it also allows me to further my knowledge on the human anatomy in the process. The media I used in the majority of the piece is mainly pencil, and my sketches there not only allow me to achieve the anatomical details I want but also my favourite medium to use. My final outcome shows how much art has influenced my work, from Da Vinci's concept of anatomy to Sebastian Eriksson's meaning and concept of art. Additionally, I see how 'open' this piece is, it allows a variety of interpretations and leaves the eye wanting behind the piece at a personal comment. Also, to further my experimental studies I have done some online tests between I program and my individual ones. Personally, the original approach allows the user to be the central focus of the piece. I've also decided to do a forward facing, central torso after experimenting with different viewpoints. I think it shows the 'power' of the piece to draw through a human. Overall, I love the process I've taken to create this piece, and hopefully the final piece will showcase not just this topic but my whole GCSE, but I'm sure it will have found and enjoyed creating!

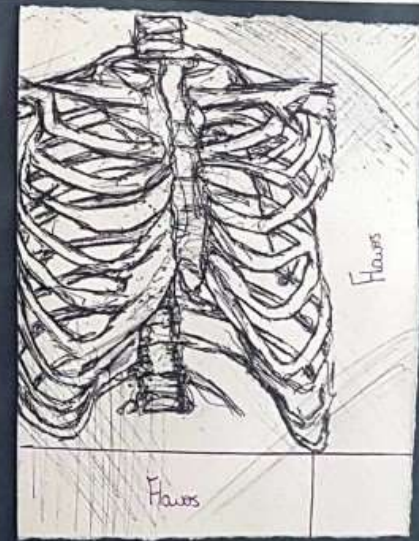


Second design



My second design idea has potential. I think it can be developed further to show my great potential throughout the course. Firstly, it allows me to use my favorite medium and exemplify my skills. Also, it has some salient links to the artists I've studied. To show further skill and meaning I've developed the original idea - linking to the idea of fragmentation, and inner flourishing beauty and linking to the romantic era. This allows people to be powered by nature and inner beauty from the core instead of social etiquette. Yes, some may say what's this got to do with this design? It's what I want and showing this through my art allows my passion to flow. It symbolizes the inner beauty is what matters and that you shouldn't care what others think. Even though I've struggled a lot with my confidence I'm slowly growing to become me - who I believe is me. It doesn't just link to the style and content of some of my artists such as Leonardo Da Vinci but also the under more implicit meaning of artists such as Sebastian Erickson. So overall, this piece allows a good end to the topic whilst allowing me to achieve the grade I desire.

Furthermore, I have decided that is the design I am going to take further. To evaluate my sketch, I firstly divided it into four, this is salient to the development of the piece as it doesn't only allow me to increase the scale whilst at home but also allows this idea of fragmentation follow through - like in such artists as Andy Butler. Moreover, I some thumbnail sketches to explore my compositions. This included seeing the skeleton from different angles and having it placed at different points of the page, thus exemplifying a variety of things when the piece first meets the eye. To do this I firstly positioned it differently on the page, then experimented with the angle and rotation of the skeleton (also what bones would show). Then I experimented with the placement of the flowers, allowing either the colour to pop first to the eye or the detailed drawing. In my opinion I love the torso area (starting around the Clavicle bone and ending my piece around the Pubic Symphysis). This doesn't only allow me to capture the rib cage but also the 5 Lumbar Membrane, of which in my opinion allows me emphasize my skills and some what shows how this is my final piece (summarizing my skills in art and design). Moreover, in my opinion I think the torso alone adds to the effect of the piece. I think going below the Trochanter region would minimize the affect of the stand-alone torso with 'pops' of colour shown through florals.



ANDY BUTLER

Andy Butler is a visual artist living and working in London. He explores the theme of fragmentation, and believes we are all fragmented in one way or another. Additionally, he believes that we only show the world small aspects of ourselves, only the most beautiful or talented sides and hide the rest, so he tries to just depict those aspects that the subjects likes which makes a very interesting portraits. I think this is salient within my work as I understand and agree with his thoughts. After further experimentation of his work, I think instead of going down the portrait route my skills will be exemplified through the study of anatomy. I could do this with my torso Skeleton drawing and break it up into smaller sections and intertwine flowers throughout. If someone were to interpret this piece on a deeper level, it may be seen as symbolizing the idea of everyone being 'broken' but our beauty holding us together. The flowers also may symbolize the romantic era and how everyone is driven by nature and beauty over etiquette. I think Andy Butler's art is amazing and if I take anything from experimenting with his work, it will be his meaning. No matter how good a piece of art is in the viewers eyes- it's been done like that for a reason usually. In my opinion that reason hold all the significance and shows how art is subjective and expressive, not just 'art' but meaning and messages within. I think capturing this in work doesn't just link my artists together but also, I think the plethora of meaning and designs possible may help me achieve the grade I desire.



A3

First design

My first design idea captures the widows to someone's soul. If I were to proceed with this idea it would be done rectangular canvases (90x40cm etc.). This design shows my understanding of mediums and my overall interpretation of the topic 'Human Form'. Others may believe in that this design is not a good viewpoint of the topic as there's so much more to humans than just their outer appearance. I partially agree with this but on the other hand I believe- you should fall in love with someone's eyes because eyes are the only things that don't age and don't change so if you fall in love with someone's eyes, you'll love them forever. Additionally, this design doesn't just hold meaning but also shows the diversity and further supports the Black Lives Matter movement. Moreover, this piece isn't exactly what I think would show my full potential. In my opinion I think my majority of skill for this topic lies within the tonal medium range. This piece would show a varied amount of medium: ink, watercolor, and colored pencil but I think it's not showing my full capability. Therefore, I don't know if I will take this piece any further. Also, in my opinion I think the links the artists I studied aren't very clear through this piece. Overall, I think the inner meaning to the piece is amazing but is the complete antithesis to what I want out of this topic. I think I also doesn't exemplify my skills to summarize my GCSE art course.



96CM BY 47CM

