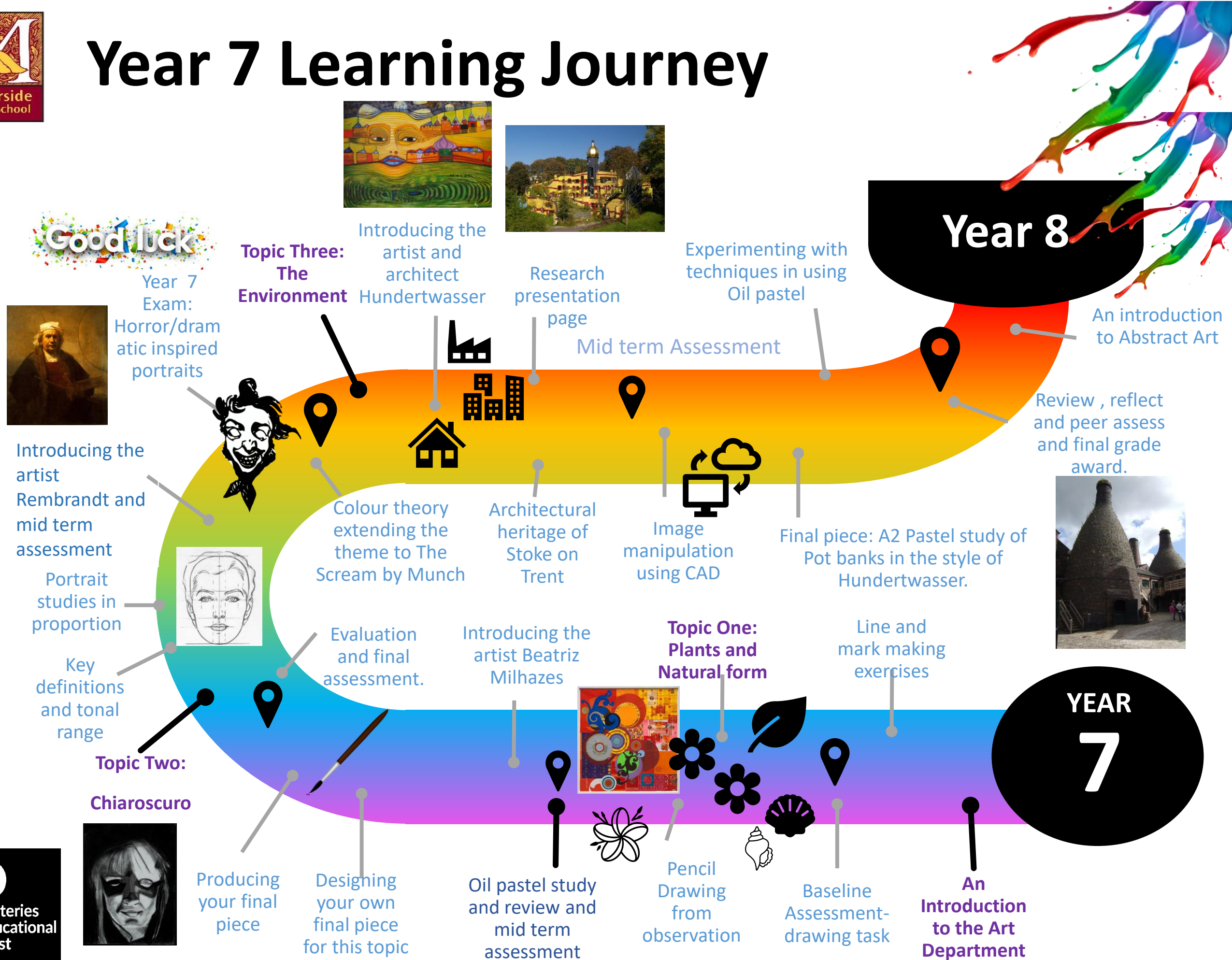



# Year 7 Learning Journey





# Year 8 Learning Journey



Assessment Points

Year 9




**Topic Three:**  
Day of the Dead OR  
Valentina Ramos

Presentation  
page on  
chosen artist  
/ culture

3D Skill  
development  
: Making  
paper  
flowers

Topic review.  
Full  
evaluation  
and final  
assessment




Producing final piece:  
Mask/ Inspirational quote



Development  
of ideas

Drawing from  
Observation: Skulls  
or birds and mid  
term assessment



Creating final  
pieces



Design and  
Development



Review,  
evaluate and  
final  
assessment

\*Topic three depends on the cohort

Pop Art  
Selfies



Evaluation  
and final  
assessment

Research and  
response to the  
work of Arcimboldo

Presentation pages  
exploring fruit and  
veg in a range of  
media

YEAR  
8



**Topic One**  
The  
Arcimboldo  
Project



Photography  
Homework task  
and mid term  
assessment



Collaged final  
piece


**Topic Two**  
The Pop Art  
Project

Literacy  
response to  
Pop Art



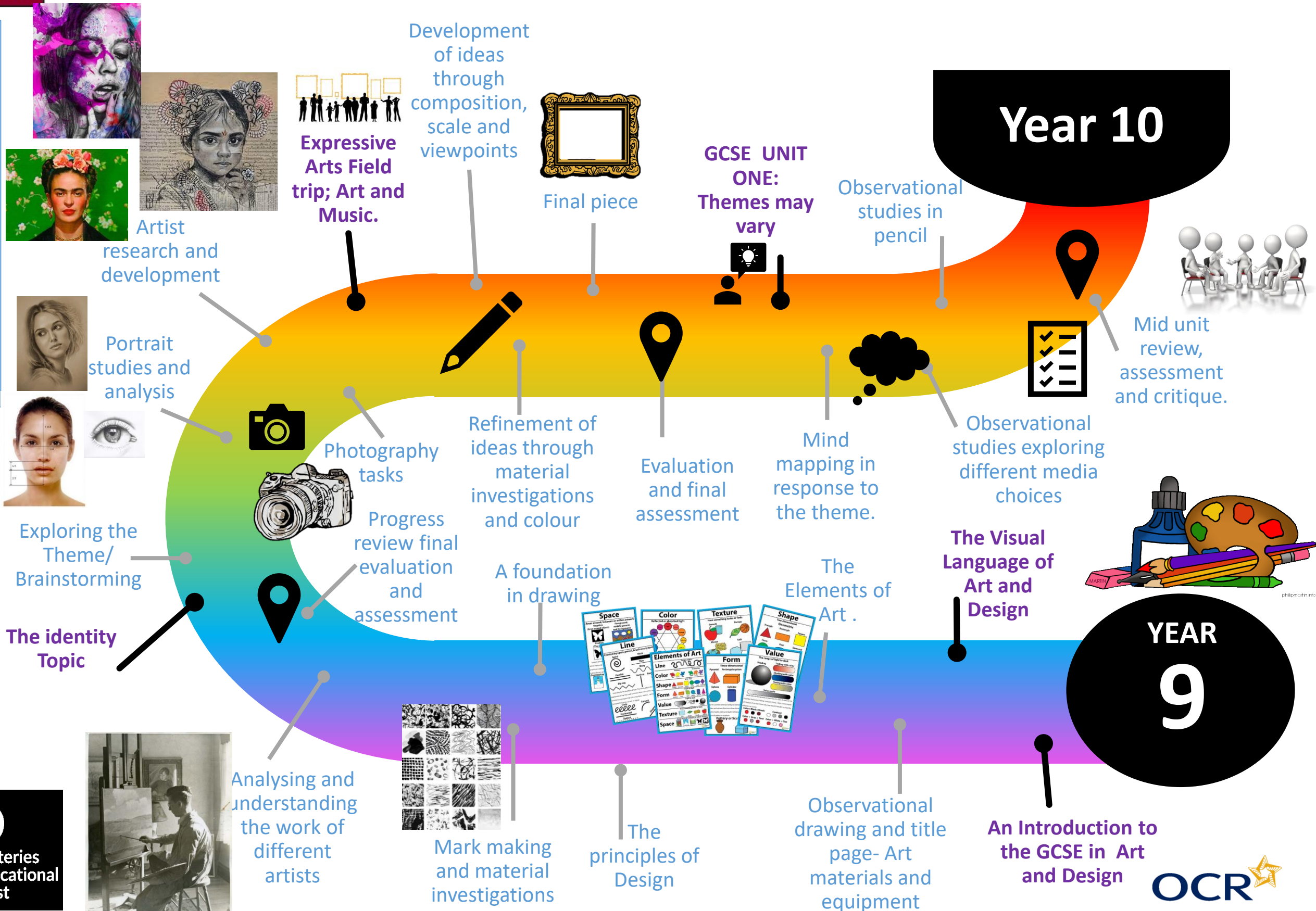
Research and  
presentation  
page

Drawing task:  
Popular food  
and drink  
and mid term  
grades





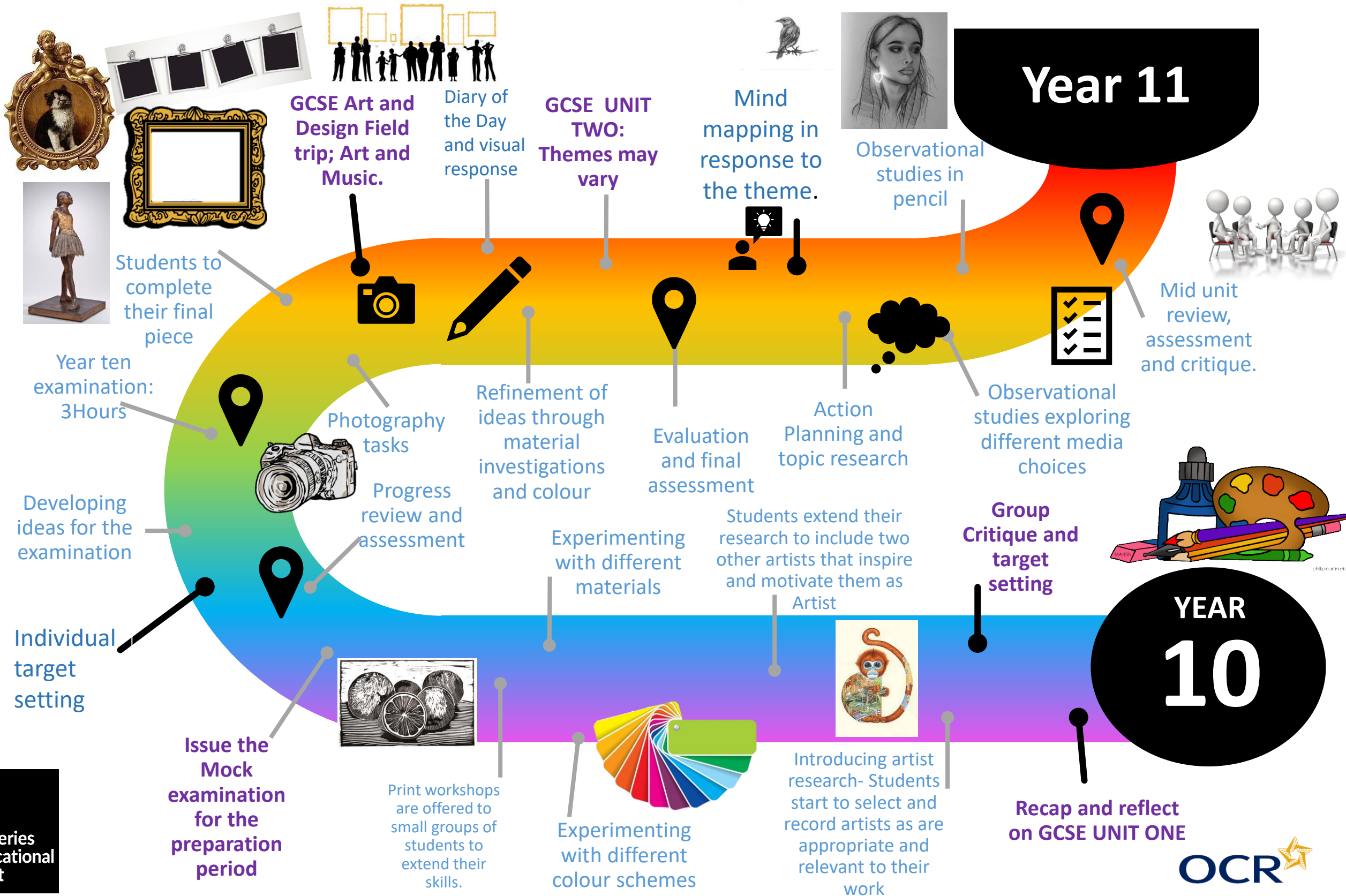
# Year 9 Learning Journey; A Foundation in Art and Design



# Year 10 Learning Journey; GCSE Art and Design

Art and Design

Learning Journey





# Year 10 Learning Journey; GCSE Art and Design

Art and Design

Learning Journey



DC 1 & 2



All students produce mood boards and mind maps in response to their chosen theme



Observational studies in a range of media to include photography

Critical and contextual studies relevant to their chosen question are completed.



Final examination

Post 16

External marking and moderating.



GCSE Controlled test issued to all students after January the 1<sup>st</sup>.

Final deadline for all coursework

Mock GCSE Examination

Developing ideas for the examination

Individual target setting

Issue the Mock examination for the preparation period

All work is clearly annotated and presented creatively

Progress review, evaluation and assessment

Brain storming and action planning

Experimenting with different materials



Experimenting with different colour schemes

Photography relevant to the topic work extends their observations

Refinement of ideas through material investigations and colour

Finalise designs and prepare for the controlled test

Students extend their research to include two other artists that inspire and motivate them as Artist

Introducing artist research- Students start to select and record artists as are appropriate and relevant to their work

Group Critique and target setting

Recap and reflect on GCSE UNIT TWO

YEAR 11